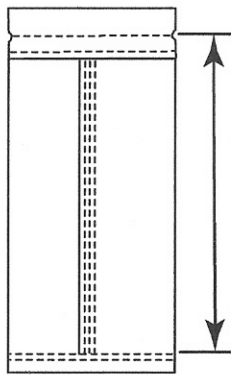


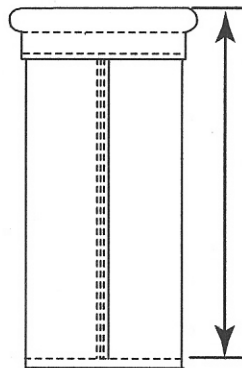
Measuring & Specification Instructions for Quoting and Ordering

1. Bag Dimensions

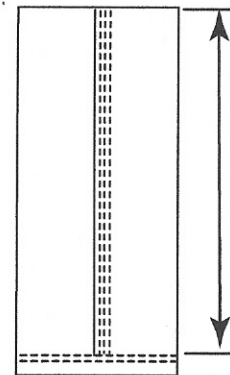
a. Length



Snap-Band



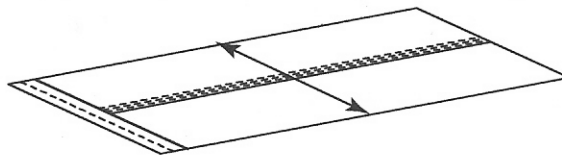
Cord-Inserted Cuff



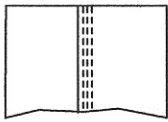
Raw Top

If snap-band bag, measure from center of snap ring to the top of the stitching. If hook style, measure from the center of the hook point to the bottom of the bag. All other types of bags; i.e., corded or raw top, measure from the top of the bag to the top of the stitching.

c. Flat Width



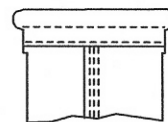
2. Top Construction



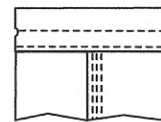
Raw Top



Hook Style

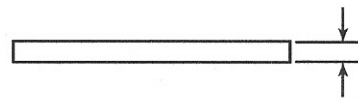


Cord-Inserted Cuff


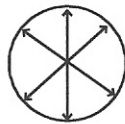
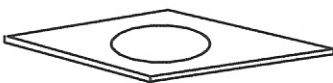


Snap-Band

3. Tubesheet

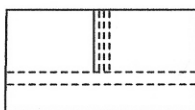


Tubesheet Thickness

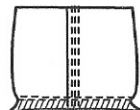


4. Bottom Construction

Closed Bottom

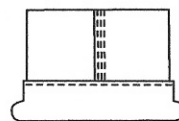


Flat Sewn

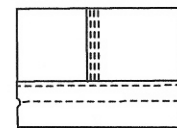


Disk

Open Bottom



Cord-Inserted Cuff



Snap-Band